



Witness Blanket



Teacher Guide

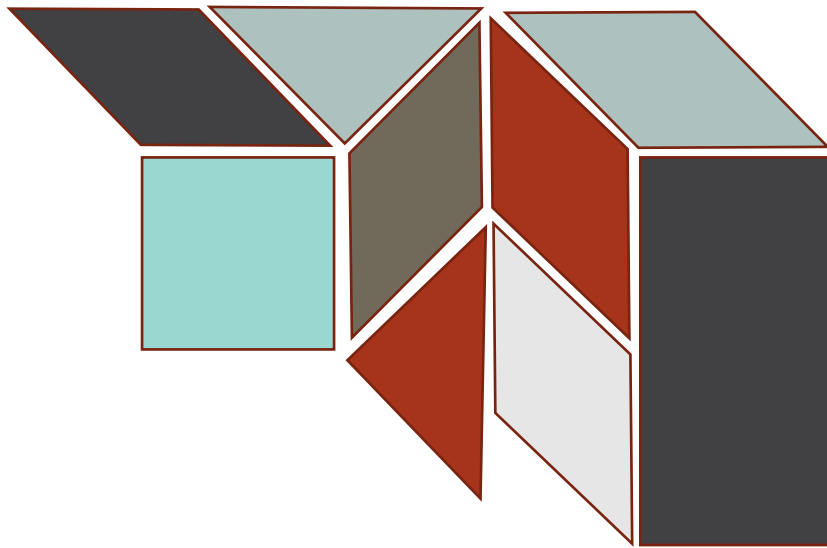
Appendix B Reflection Wall Shapes


Reflection wall shapes

A reflection wall is an opportunity for students to share their thoughts, feelings and experiences in a non-verbal way. Give students time to create pieces for the reflection wall throughout the *Witness Blanket* class work to ensure they have moments of reflection and opportunities to express themselves. Over time, the wall will become a visual representation of their thoughts and feelings.

Students should be encouraged to express their thoughts, feelings and emotions about what they are experiencing in a way that makes sense them. Writing, doodles, drawing or poetry are just a few of the ways students can approach this.

On the following pages there is series of reproduceable shapes. Students can select a shape and record their thoughts on it to be added to the reflection wall. The shapes will tessellate – create a dramatic, repeating geometric pattern – and will become a unique “Witness Blanket” of student reflections.






witnessblanket.ca

Reflection Wall Shapes




humanrights.ca | droitsdelapersonne.ca





witnessblanket.ca



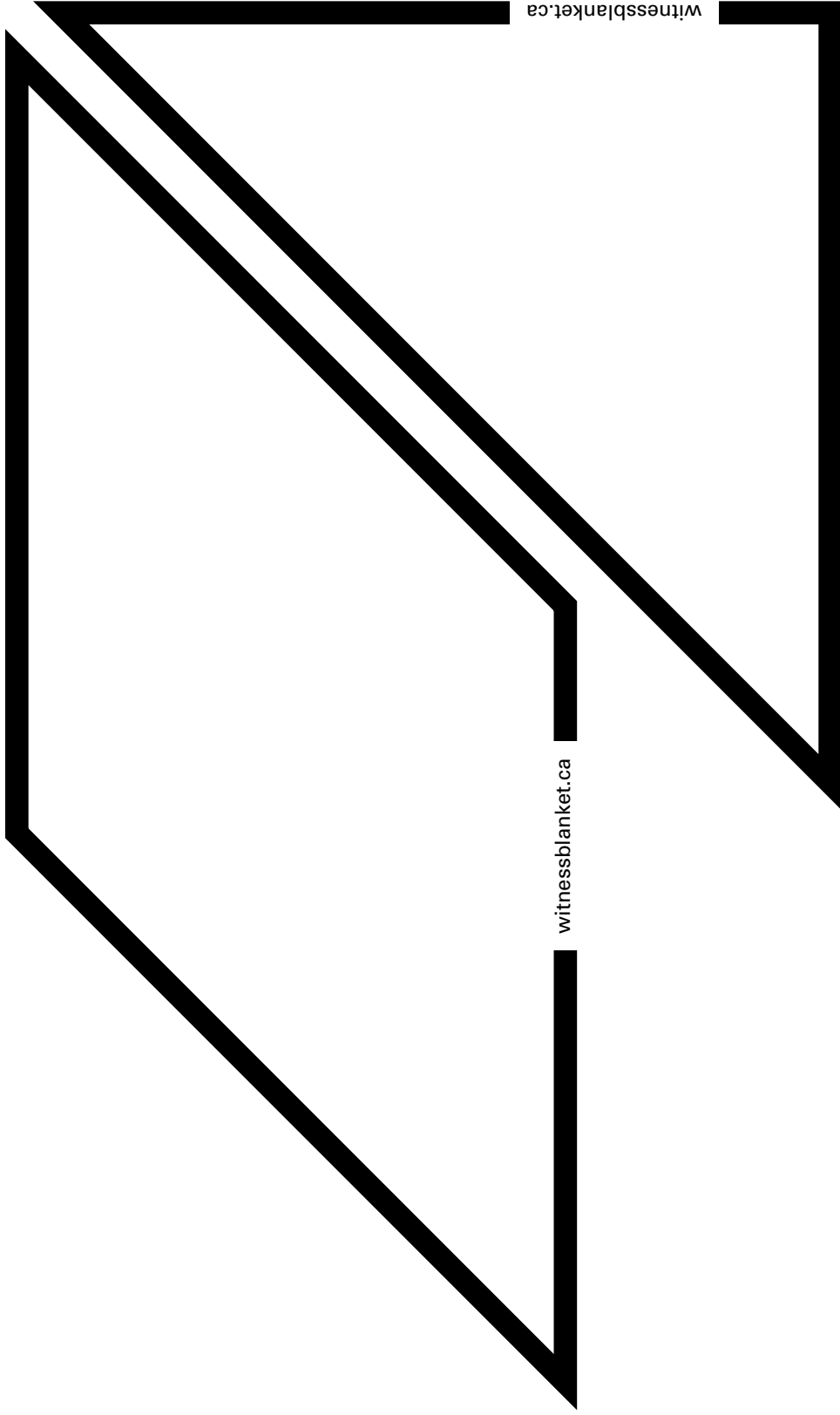
witnessblanket.ca

Reflection Wall Shapes



humanrights.ca | droitsdelapersonne.ca

Canada



Reflection Wall Shapes



humanrights.ca | droitsdelapersonne.ca

